


View Summary

[Browse Responses >>](#)

Page: CATEGORY I. Infrastructure/ maintenance (lake, dam, common areas, entrances, fence, etc.)


1. For years, the Springdale Estates Association (SEA) has maintained the entrances, fences, and big lake. A. Regarding infrastructure, please indicate the priority the SHA should have in the maintenance / upgrade of the following structures:

| | High Priority | Medium Priority | Low Priority | I don't want this | Response Count |
|--|--------------------|-------------------|--------------|--------------------------|----------------|
| 1. Common area – dam of Big Lake | 50.3% (86) | 34.5% (59) | 11.7% (20) | 3.5% (6) | 171 |
| 2. White fences on Leesville Road | 58.0% (101) | 30.5% (53) | 7.5% (13) | 4.0% (7) | 174 |
| 3. Front entrances | 77.5% (134) | 18.5% (32) | 3.5% (6) | 0.6% (1) | 173 |
| 4. Cherry trees | 18.6% (32) | 45.9% (79) | 32.0% (55) | 3.5% (6) | 172 |
| 5. Big lake | 43.5% (74) | 38.8% (66) | 13.5% (23) | 4.1% (7) | 170 |
| Other (please specify)  | | | | | 34 |
| | | | | answered question | 177 |
| | | | | skipped question | 3 |

Page: CATEGORY I. Infrastructure/ maintenance (lake, dam, common areas, entrances, fence, etc.)

2. B. Regarding the big lake – there has been suggestions to change the big lake and suggestions to leave it alone and natural. Although feasibility of these projects has not been determined, please indicate the priority the SEA should have in investigating the following suggestions:

| | High Priority | Medium Priority | Low Priority | I don't want this | Response Count |
|---------------------------------------|---------------|-----------------|-------------------|-------------------|----------------|
| 1. Add a picnic shelter / pavilion | 5.4% (9) | 16.8% (28) | 31.7% (53) | 46.1% (77) | 167 |
| 2. Add picnic tables on Lakewood side | 6.6% (11) | 24.6% (41) | 35.3% (59) | 33.5% (56) | 167 |

| | | | | | |
|--|--------------------|-------------------|-------------------|--------------------|------------|
| 3. Add a lakeside pier or platform | 10.1% (17) | 17.3% (29) | 29.2% (49) | 43.5% (73) | 168 |
| 4. Improve access from Lakewood cleared area to the lake | 15.2% (25) | 27.3% (45) | 30.9% (51) | 26.7% (44) | 165 |
| 5. Improve path access at the lake | 13.8% (23) | 34.7% (58) | 28.7% (48) | 22.8% (38) | 167 |
| 6. Add / improve boat launch | 5.4% (9) | 17.5% (29) | 33.1% (55) | 44.0% (73) | 166 |
| 7. Add a decorative fountain with lights to the lake. | 5.4% (9) | 6.0% (10) | 24.1% (40) | 64.5% (107) | 166 |
| 8. Protect the shores and vegetation to minimize erosion, etc. | 55.6% (94) | 34.3% (58) | 8.3% (14) | 1.8% (3) | 169 |
| 9. Maintain trees and natural appearance of the big lake | 60.2% (100) | 31.9% (53) | 5.4% (9) | 2.4% (4) | 166 |
| Other (please specify)  | | | | | 34 |
| answered question | | | | | 172 |
| skipped question | | | | | 8 |

3. Which ONE of the above do you feel should be the HIGHEST priority?

| | | Response Percent | Response Count |
|----|--------------------------|------------------|----------------|
| #1 | <input type="checkbox"/> | 3.0% | 5 |
| #2 | <input type="checkbox"/> | 3.6% | 6 |
| #3 | <input type="checkbox"/> | 1.8% | 3 |
| #4 | <input type="checkbox"/> | 4.2% | 7 |
| #5 | <input type="checkbox"/> | 4.2% | 7 |
| #6 | <input type="checkbox"/> | 3.0% | 5 |
| #7 | <input type="checkbox"/> | 3.0% | 5 |
| #8 | <input type="checkbox"/> | 34.9% | 58 |
| #9 | <input type="checkbox"/> | 42.2% | 70 |


| | |
|--------------------------|------------|
| <i>answered question</i> | 166 |
| <i>skipped question</i> | 14 |

4. Do you live on the big lake?

| | Response Percent | Response Count |
|------------------------------|---------------------|-------------------|
| Yes <input type="checkbox"/> | 5.4% | 9 |
| No <input type="checkbox"/> | 94.6% | 157 |
| <i>answered question</i> | | 166 |
| <i>skipped question</i> | | 14 |


Page: CATEGORY I. Infrastructure/ maintenance (lake, dam, common areas, entrances, fence, etc.)

5. C. As a community, Springdale can collectively lobby Wake County to attempt to get large projects done. Please indicate the priority the SEA should have when lobbying the county regarding these projects:

| | High Priority | Medium Priority | Low Priority | I don't want this | Response Count |
|---|--------------------|--------------------|--------------|--|-------------------|
| 1. Repair roads (not just patch) | 78.8% (134) | 16.5% (28) | 3.5% (6) | 1.2% (2) | 170 |
| 2. Install sewer | 17.3% (29) | 17.9% (30) | 26.8% (45) | 38.1% (64) | 168 |
| 3. Annexation to City of Raleigh | 4.7% (8) | 5.9% (10) | 17.1% (29) | 72.4% (123) | 170 |
| Other (please specify) <input type="text"/> | | | |  view | 23 |
| <i>answered question</i> | | | | | 171 |
| <i>skipped question</i> | | | | | 9 |

Page: CATEGORY II: Community safety (signs, crime, vandalism, etc.)

6. Although the general consensus is that Springdale is a safe area, we want to keep it that way! A. One area that needs improvement is the traffic and safety of Oneal Road. Although feasibility of these projects has not been investigated, please indicate the priority the SEA should have in investigating the following suggestions:

| | High Priority | Medium Priority | Low Priority | I don't want this | Response Count |
|--|-------------------|-----------------|-------------------|-------------------|----------------|
| 1. Speed bumps on Oneal Road | 31.0% (53) | 16.4% (28) | 15.2% (26) | 37.4% (64) | 171 |
| 2. Centerlines on Oneal Road | 14.7% (25) | 13.5% (23) | 39.4% (67) | 32.4% (55) | 170 |
| 3. Street lights (Oneal Road) | 18.7% (31) | 16.3% (27) | 21.1% (35) | 44.0% (73) | 166 |
| 4. Street lights (all SA roads) | 10.1% (17) | 12.4% (21) | 26.6% (45) | 50.9% (86) | 169 |
| 5. Speed indicator sign (rent/purchase) | 7.8% (13) | 17.5% (29) | 33.1% (55) | 41.6% (69) | 166 |
| 6. Crosswalks (Oneal & Leesville Roads) | 52.3% (90) | 23.8% (41) | 14.0% (24) | 9.9% (17) | 172 |
| 7. Bike path / lane on Oneal Road | 17.3% (29) | 26.2% (44) | 29.8% (50) | 26.8% (45) | 168 |
| 8. Greenway-type path parallel to Oneal Road | 14.4% (24) | 27.5% (46) | 26.9% (45) | 31.1% (52) | 167 |
| Other (please specify)  | | | | | 30 |
| answered question | | | | | 173 |
| skipped question | | | | | 7 |


7. Which ONE of the above projects do you feel should be of highest priority?

| | Response Percent | Response Count |
|-------------------------|------------------|----------------|
| #1 <input type="text"/> | 22.2% | 35 |
| #2 <input type="text"/> | 8.2% | 13 |
| #3 <input type="text"/> | 8.2% | 13 |
| #4 <input type="text"/> | 5.1% | 8 |

| | | | |
|--------------------------|--------------------------|--------------|------------|
| #5 | <input type="checkbox"/> | 2.5% | 4 |
| #6 | <input type="checkbox"/> | 39.2% | 62 |
| #7 | <input type="checkbox"/> | 5.7% | 9 |
| #8 | <input type="checkbox"/> | 8.9% | 14 |
| answered question | | | 158 |
| skipped question | | | 22 |

Page: CATEGORY II: Community safety (signs, crime, vandalism, etc.)

8. B. A common and frustrating problem is the Leesville High School student's morning traffic in Springdale Estates (e.g., speeding around Oneal Road, detouring traffic by going through Springdale, U turn at Oneal traffic light entrance, etc). Although feasibility of these projects has not been investigated, please indicate the priority the SEA should have in investigating the following suggestions:

| | High Priority | Medium Priority | Low Priority | I don't want this | Response Count |
|---|-------------------|-----------------|--|-------------------|----------------|
| 1. Lobby LHS to assist in traffic control (post a guard?). | 42.5% (71) | 28.1% (47) | 17.4% (29) | 12.0% (20) | 167 |
| 2. Hire a security guard at our entrances - during peak times | 9.2% (15) | 12.9% (21) | 25.8% (42) | 52.1% (85) | 163 |
| 3. Provide video surveillance to identify repeat offenders | 18.4% (30) | 22.1% (36) | 25.8% (42) | 33.7% (55) | 163 |
| | | | Other (please specify)  | | 29 |
| answered question | | | | | 169 |
| skipped question | | | | | 11 |

Page: CATEGORY II: Community safety (signs, crime, vandalism, etc.)

9. C. Although generally quite rare, there have been recent occurrences of vandalism and theft in our neighborhood. Although feasibility of these projects has not been investigated, please indicate the priority the SEA


should have in investigating the following suggestions: * Surveillance cameras at each of our entry points to be able to monitor and record plate numbers of vehicles coming in and out of the subdivision. ** Security agency to patrol the Springdale area in the AM and late PM

| | High Priority | Medium Priority | Low Priority | I don't want this | Response Count |
|--------------------------------|-------------------|-----------------|--------------|--------------------------|----------------|
| 1. Surveillance cameras* | 17.9% (30) | 14.3% (24) | 25.6% (43) | 42.3% (71) | 168 |
| 2. Security agency** | 6.6% (11) | 18.6% (31) | 29.3% (49) | 45.5% (76) | 167 |
| 3. Increased "Community Watch" | 56.8% (96) | 31.4% (53) | 9.5% (16) | 2.4% (4) | 169 |
| | | | | <i>answered question</i> | 170 |
| | | | | <i>skipped question</i> | 10 |

Page: CATEGORY III: Aesthetics of community (signs, trees, lake, entrance, etc.)


10. A. Springdale entrances. With the planned widening of Leesville Road in the next 10 years, significant changes are likely to occur to our entrances, fences, and plantings. Although feasibility of these projects has not been investigated, please indicate the priority the SEA should have in investigating the following suggestions regarding maintaining / developing new entrances and fences:

| | High Priority | Medium Priority | Low Priority | I don't want this | Response Count |
|--|-------------------|-------------------|-------------------|-------------------|----------------|
| 1. Maintain / rebuild white fences and white brick entrances | 42.2% (70) | 31.3% (52) | 15.1% (25) | 11.4% (19) | 166 |
| 2. Update look with new letters and remove urns | 25.3% (42) | 30.7% (51) | 30.7% (51) | 13.3% (22) | 166 |
| 3. Illuminate the entrance signs | 30.2% (51) | 23.7% (40) | 30.2% (51) | 16.0% (27) | 169 |
| 4. Plan new/ modern entrance look | 39.3% (66) | 16.1% (27) | 20.2% (34) | 24.4% (41) | 168 |
| 5. Match the Baybridge fence / style | 16.6% (27) | 14.7% (24) | 20.2% (33) | 48.5% (79) | 163 |
| 6. Professional planting / landscape design at entrances | 31.2% (53) | 24.7% (42) | 28.8% (49) | 15.3% (26) | 170 |
| 7. Add Springdale sign to Two Courts entrance | 6.6% (11) | 21.6% (36) | 48.5% (81) | 23.4% (39) | 167 |

Other (please specify)  33
answered question 173
skipped question 7


Page: CATEGORY III: Aesthetics of community (signs, trees, lake, entrance, etc.)

11. B. Springdale area aesthetic improvements Although feasibility of these projects has not been investigated, please indicate the priority the SEA should have with the following suggestions regarding improving / maintaining the aesthetics of the Springdale community:

| | High Priority | Medium Priority | Low Priority | I don't want this | Response Count |
|--|-------------------|-------------------|-------------------|-------------------|----------------|
| 1. Install dog-poop clean up stations / signs. | 14.2% (24) | 23.7% (40) | 35.5% (60) | 26.6% (45) | 169 |
| 2. Educate pet owners / on leash laws and clean up policy. | 42.4% (72) | 29.4% (50) | 22.4% (38) | 5.9% (10) | 170 |
| 3. Change road signs to match Baybridge signs. | 12.1% (20) | 13.3% (22) | 32.7% (54) | 41.8% (69) | 165 |
| 4. Straighten road signs (no style change). | 28.5% (47) | 32.7% (54) | 30.9% (51) | 7.9% (13) | 165 |
| 5. Remove white concrete road signs. | 15.9% (26) | 17.7% (29) | 42.7% (70) | 23.8% (39) | 164 |
| 6. Repaint and repair white concrete road signs | 11.8% (19) | 30.4% (49) | 34.8% (56) | 23.0% (37) | 161 |
| Other (please specify)  | | | | | 22 |
| answered question | | | | | 171 |
| skipped question | | | | | 9 |


Page: CATEGORY IV: Health/recreation (community events, common areas, etc.)

12. Although feasibility of these projects has not been investigated, please indicate the priority the SEA should have with the following suggestions regarding health and recreation of the Springdale community: * e.g., dog wash, dog parade, dog show, and fundraiser for SPCA **i.e., use of common area to plant vegetables and herbs * Community hire trash company that is more comparable to the City of Raleigh service; a garbage service that picks up not only trash, but more recyclables and yard waste as well.**

| | High Priority | Medium Priority | Low Priority | I don't want this | Response Count |
|------------------------------|-------------------|-----------------|-------------------|---|----------------|
| 1. "Dog Days of Springdale" | 8.2% (14) | 23.5% (40) | 43.5% (74) | 24.7% (42) | 170 |
| 2. Community garden** | 18.2% (31) | 23.5% (40) | 32.9% (56) | 25.3% (43) | 170 |
| 3. Improved trash service*** | 38.6% (66) | 23.4% (40) | 24.0% (41) | 14.0% (24) | 171 |
| Other (please specify) | | | |  | 22 |
| answered question | | | | | 172 |
| skipped question | | | | | 8 |


Page: CATEGORY V: Communication (neighborhood information, community watch, news, postings)

13. Regarding improving communication in Springdale please indicate the priority the SEA should have in investigating the following suggestions:

| | High Priority | Medium Priority | Low Priority | I don't want this | Response Count |
|--|---------------|-------------------|-------------------|---|----------------|
| 1. Improving /expanding Springdale webpage | 24.8% (41) | 41.2% (68) | 29.7% (49) | 4.2% (7) | 165 |
| 2. More postings at entrances | 7.7% (13) | 32.7% (55) | 47.0% (79) | 12.5% (21) | 168 |
| 3. Additional email notifications | 28.6% (48) | 47.0% (79) | 16.7% (28) | 7.7% (13) | 168 |
| Other (please specify) | | | |  | 19 |
| answered question | | | | | 169 |
| skipped question | | | | | 11 |

Page: !!Highest Priority!!

14. Regarding the projects listed in this survey, what should be the SEA's TOP PRIORITY to investigate regarding community projects?

| | Response Count |
|--|---------------------------|
|  view | 141 |
| <i>answered question</i> | 141 |
| <i>skipped question</i> | 39 |